



INSTANT NOODLE COMPANY





Mission – Vision

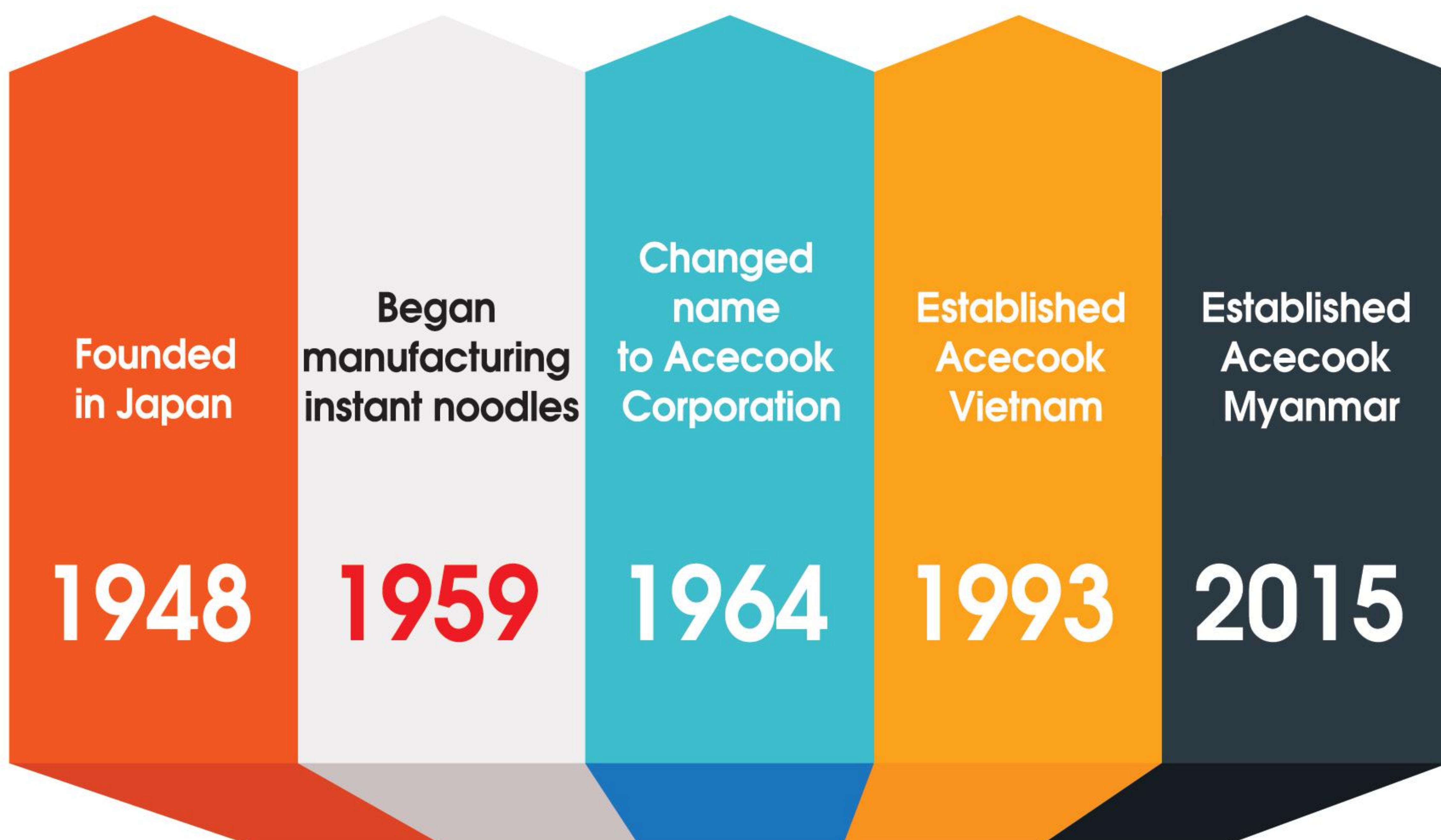
ACECOOK – as one of the leading Japanese instant noodle manufacturers, we:

- Innovate to create unique values & distinct flavors
- Deliver locally relevant and authentic flavors to satisfy unmet needs
- Create and bring happiness to every meal and every consumer

Acecook Vietnam Joint Stock Company:

- Attain a strong position in Vietnam and achieve its globalization goal in the future
- Offer instant noodles, instant vermicelli, instant rice noodles and vermicelli, dried noodles and other packaged products.

Quality Certifications



History

EXPORT MARKET

Acecook Vietnam has exported products to 40 countries around the world (Cambodia, USA, Germany, France, Japan, Taiwan, Korea, etc.)



“COOK HAPPINESS” SLOGAN

Philosophy

- To contribute to society through the “Way of Food”
- To play a role in improving not only Vietnamese but also world cuisine through the production and trading of high quality food products, fulfilling the demands of the world in order to:



♥ Happy Consumer

Bring satisfaction to our customers

♥ Happy Employee

Bring stability to our staff

♥ Happy Society

Becoming a globally respected and well-known firm.

Our motto of 3 Hs (short for Happy)





Hảo Hảo

INSTANT NOODLES



“HOMELAND TASTE FOR EVERY VIETNAMESE EVERYWHERE”

The combination between glorious flavors of Southeast Asian cuisine and the convenience





WHY?

VIETNAMESE INSTANT NOODLES

Being seen as the instant noodle King in Vietnam since 2000s
Having a highest recognition level in Vietnam,
known to 100 percent of consumers.

INSTANT NOODLES SOUP



INSTANT NOODLES MIGORENG



INSTANT NOODLES CUP



Hảo Hảo

SOUP

INSTANT NOODLES BAG

Shelf life: 18 months

30bags/case



HOT & SOUR SHIRMP FLAVOUR
NetWeight: 77gram (2.7 oz)



SATE ONION FLAVOUR
NetWeight: 74gram (2.6 oz)




CHICKEN FLAVOUR
NetWeight: 74gram (2.6 oz)



VEGETARIAN FLAVOUR
NetWeight: 75gram (2.6 oz)

DIRECTION:



- Put noodles, soup powder and oil into a bowl.



- Pour 400ml of boiling water and cover the bowl for 3 minutes.



- Mix well before serving.

Hào Hào

MIGORENG

INSTANT NOODLES MIGORENG

Shelf life: 18 months

30bags/case



SHRIMP ONION FLAVOUR
NetWeight: 76gram (2.7 oz)



SWEET & SOUR SHRIMP FLAVOUR
NetWeight: 76gram (2.7 oz)

SIMPLE COOKING WAY:



- Put noodles into bowl.
Pour about 400ml of boiling
water, cover the bowl



- Wait for 3 minutes, drain
water off.



- Then pour oil and soup
powder in.
- Stir well before serving.

Hảo Hảo

CUP

INSTANT NOODLES CUP

Shelf life: 18 months

12cups/case



HOT & SOUR SHIRMP FLAVOUR
NetWeight: 70gram (2.5 oz)



SATE ONION FLAVOUR
NetWeight: 65gram (2.3 oz)



VEGETARIAN FLAVOUR
NetWeight: 65gram (2.3 oz)

DIRECTION:

1



- Open lid to the arrow line, put all contents of seasoning sachets into cup

2



- Pour boiling water up to the indicated, close the lid and wait for 3 minutes.

3



- Mix well before serving.



The perfect ramen just likes eating at a Japanese restaurant



TONKOTSU FLAVOUR - HAKATA TONKOTSU RAMEN



TONKOTSU FLAVOUR - HAKATA TONKOTSU RAMEN



INSTANT RAMEN

RAMEN NOODLES IN CUP/BAG

Shelf life: 12 months

12 cups/case



TONKOTSU FLAVOUR
NetWeight: 74gram




SHOYU FLAVOUR
NetWeight: 73gram



MISO FLAVOUR
NetWeight: 74gram

DIRECTION:

1  - Open the lid to the indicated line, put all contents of seasoning sachets into the cup.

2  - Pour boiling water up to the indicated line, close the lid and wait for 3 minutes.

3  - Mix well before serving.

Shelf life: 12 months

30 bags/case or 8 blocks/case (4 bags/block)



TONKOTSU FLAVOUR
NetWeight: 83gram




SHOYU FLAVOUR
NetWeight: 90gram




MISO FLAVOUR
NetWeight: 80gram

DIRECTION:

1  - Boil 400 ml of water, add noodles and vegetables into a pot.

2  - Cook for 3 minutes. Stir the noodles occasionally. Remove from heat.

3  - Add seasoning sachets into a bowl. Pour hot water into bowl to melt soup base.

4  - Add noodles into the bowl and Stir well.



Hello



**FRESH &
AUTHENTIC**

VIETNAMESE

**PHỞ
NOODLES**

PHỞ WOK

Hello

INSTANT PHO NOODLES

STIR - FRIED RICE NOODLES IN BOWL

Shelf life: 18 months

12 bowls/case



BEEF FLAVOUR
NetWeight: 76gram




CHICKEN FLAVOUR
NetWeight: 76gram



GARLIC & ONION FLAVOUR
NetWeight: 76gram

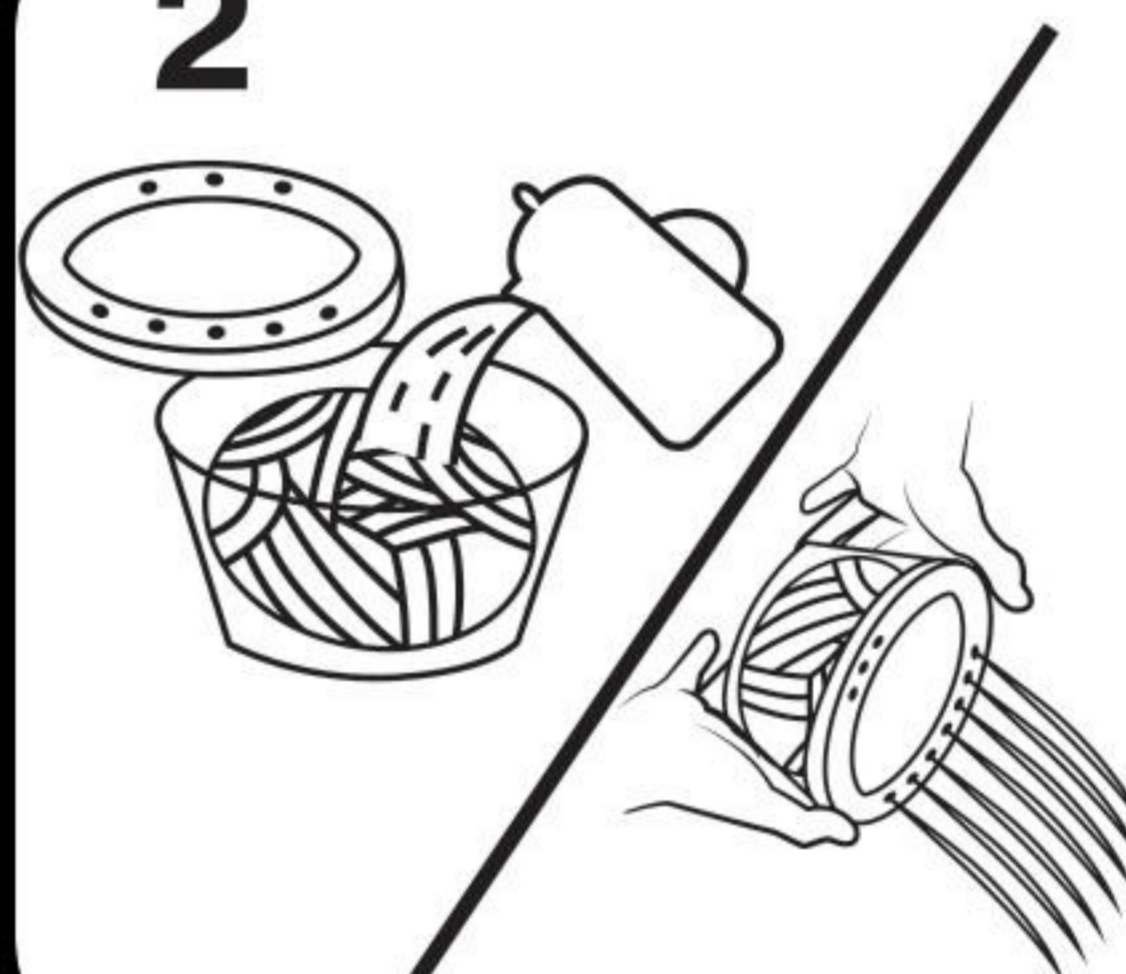
DIRECTION:

1



- Open completely both lids.
- Put dried vegetable into bowl.

2



- Pour boiling water up to indicated line, cover the bowl with lid and wait for 4 mins.
- Drain water off.

3



- Add seasoning sachets in the bowl. Stir well before serving.






Oh! Ricey

INSTANT RICE NOODLES



A quick taste of Vietnam



WHY

Vietnamese Rice Noodles

Being light, not fattening yet nutritious, delicious and fragrant with Vietnamese spices.
 Being listed at number 28 on "World's 50 most delicious foods" compiled by CNN Go.
 Being the national dish of Vietnam and recommended as a "bowl of heaven" by The Huffington Post.



GMO FREE



MADE FROM PURE RICE



0g TRANS FAT PER SERVING

✓ No preservatives

✓ Non-fried noodles

INSTANT RICE NOODLES BAG



INSTANT RICE NOODLES BOWL



INSTANT RICE NOODLES BAG



DRIED RICE NOODLES



GLUTEN FREE

✓ Low fat

✓ No synthetic colors

DRIED RICE VERMICELLI NOODLES



Oh! Ricey

INSTANT PHO NOODLES

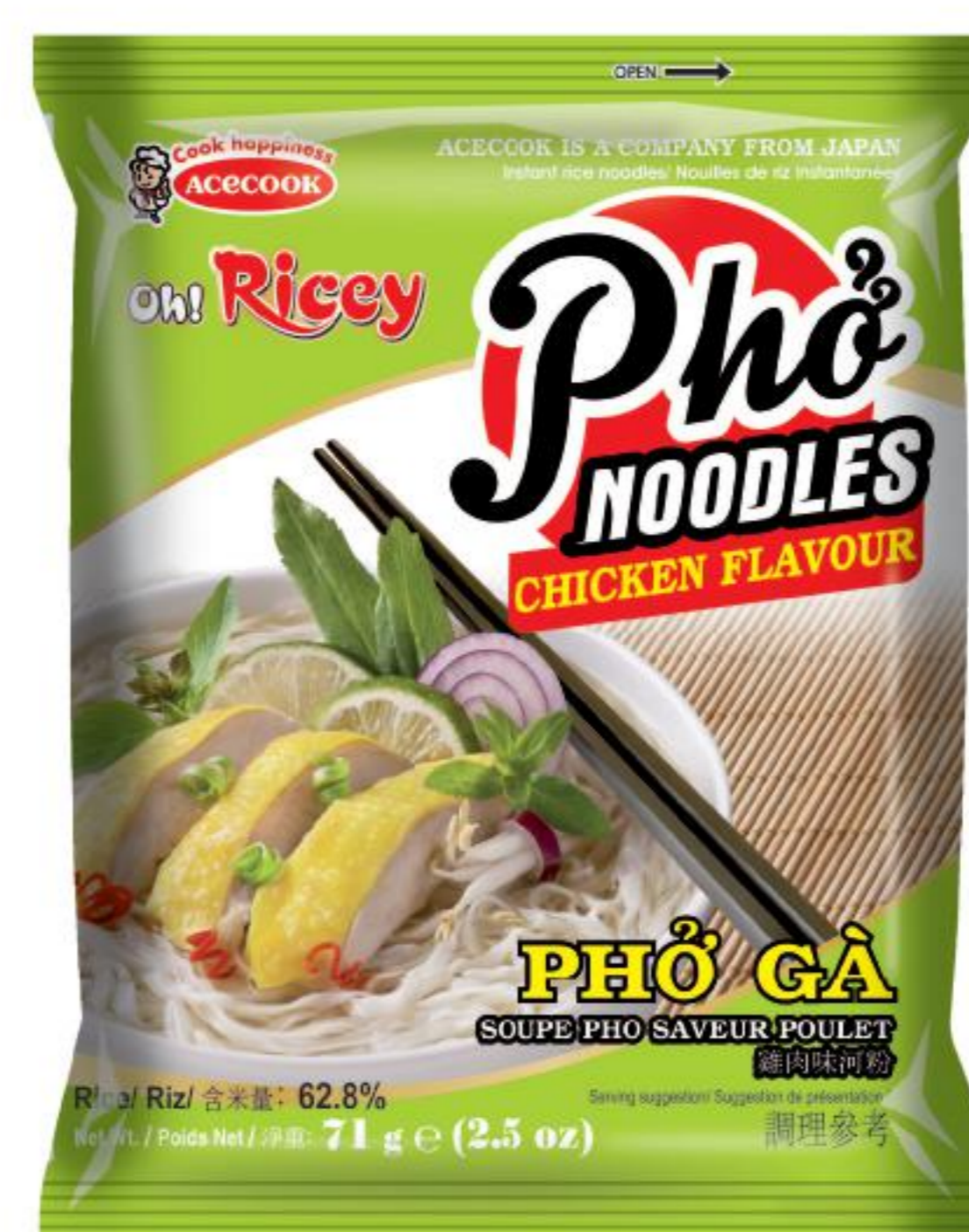
RICE NOODLES IN BAG/ BOWL

Shelf life: 18 months

24 bags/case



BEEF FLAVOUR
NetWeight:
70gram (2.5 oz)



CHICKEN FLAVOUR
NetWeight:
71gram (2.5 oz)

DIRECTION:

1



- Put rice noodles, soup powder, oil and vegetable into a bowl.

2



- Pour about 400ml of boiling water, cover and wait for 3 minutes.

3



- Stir well before serving.

Shelf life: 18 months

12 bowls/case



BEEF FLAVOUR
NetWeight: 71gram (2.5 oz)



CHICKEN FLAVOUR
NetWeight: 71gram (2.5 oz)

DIRECTION:

1



- Open lid to the arrow line, empty contents of soup powder, dried vegetable and oil into the bowl

2



- Add boiling water up to the indicated line, cover and wait for 3 minutes.

3



- Stir well before serving.

Oh! Ricey

INSTANT PHO/ HU TIEU NOODLES

STIR-FRIED RICE NOODLES IN BAG

Shelf life: 18 months

18 bags/case



BEEF FLAVOUR
NetWeight:
77gram (2.7 oz)



CHICKEN FLAVOUR
NetWeight:
77gram (2.7 oz)



GARLIC & ONION FLAVOUR
NetWeight:
77gram (2.7 oz)

Shelf life: 18 months

24 bags/case



GARLIC & PHNOM PENH STYLE
NetWeight:
71gram (2.5 oz)

DIRECTION:

1



- Put rice noodles and dried vegetable into a bowl. Pour about 400 ml of boiling water, cover the bowl.

2



- Wait for 3 minutes. Stir well, drain off water.

3



- Then put seasoning sachets in. Mix well before serving.

Oh! Ricey

INSTANT HU TIEU NOODLES RICE NOODLES IN BAG/ BOWL

Shelf life: 18 months

24 bags/case



PHNOM PENH FLAVOUR
NetWeight: 71gram (2.5 oz)



BEEF BALL FLAVOUR
NetWeight: 70gram (2.5 oz)

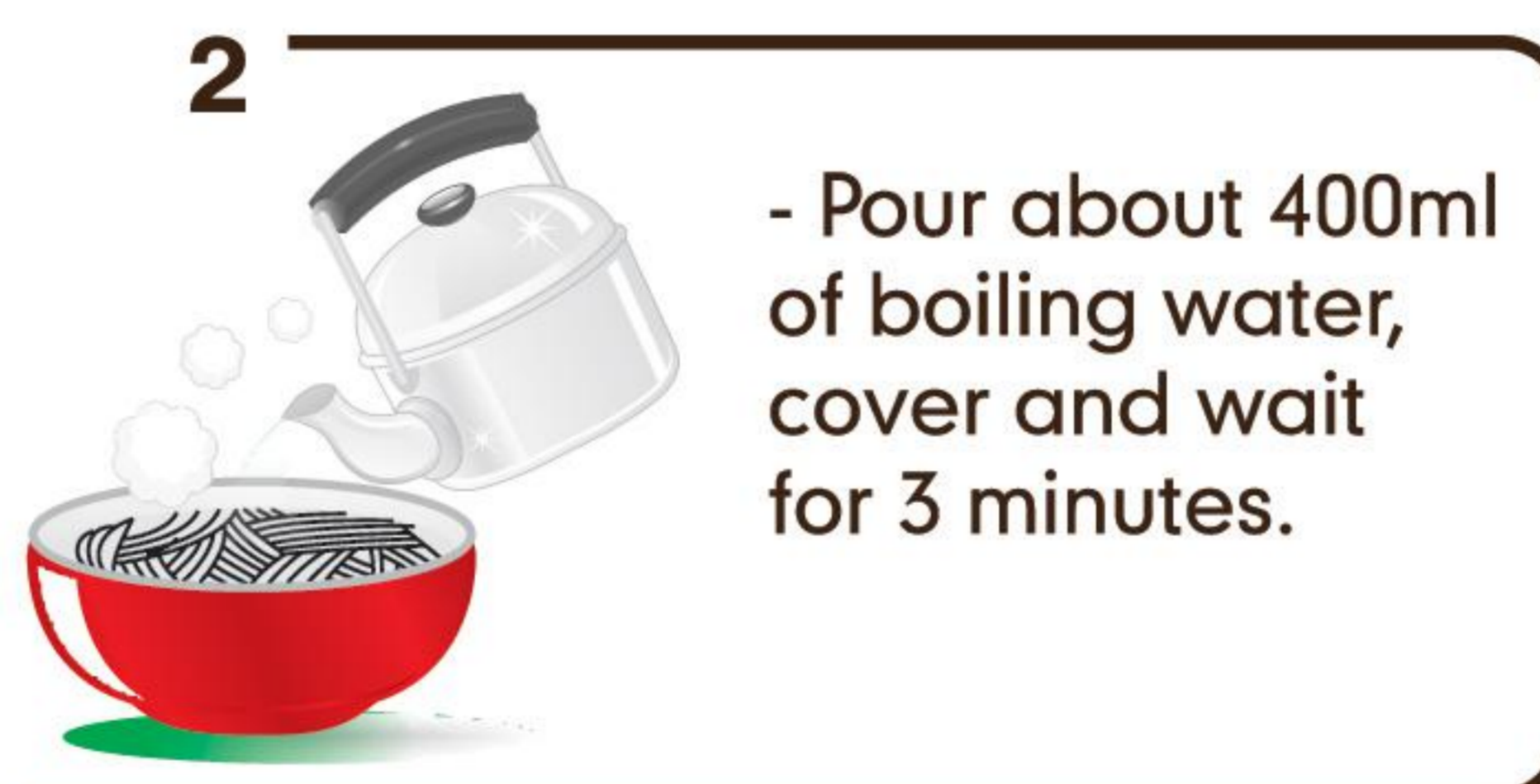



SPARERIBS FLAVOUR
NetWeight: 70gram (2.5 oz)



VEGETARIAN FLAVOUR
NetWeight: 67gram (2.4 oz)

DIRECTION:



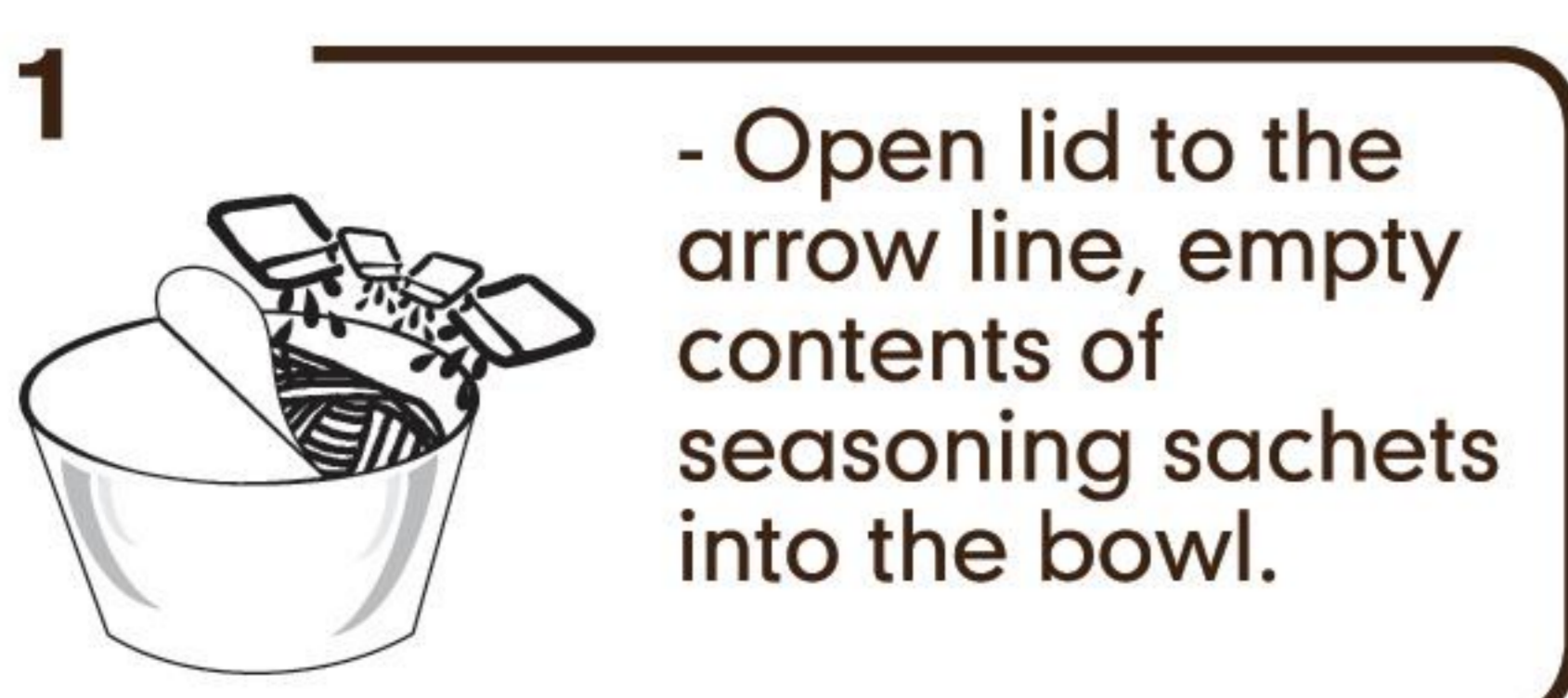
Shelf life: 18 months

12 bowls/case



PHNOM PENH FLAVOUR
NetWeight: 71gram (2.5 oz)

DIRECTION:



Oh! Ricey



GLUTEN
FREE

DRIED PRODUCTS

DRIED RICE NOODLES

DRIED RICE NOODLES

Shelf life: 18 months

Phở 200g: 24 blocks/case

Phở 500g: 18 blocks/case



NetWeight:
200gram (7.1 oz)




NetWeight:
500gram (17.2 oz)


DRIED RICE VERMICELLI

Shelf life: 24 months

18 blocks/case



NetWeight:
200gram (7.1 oz)



NetWeight:
400gram (14.1 oz)

DIRECTION: Simple way to cook:

1




- Soak rice noodles cake/ rice vermicelli in the hot water until softened and drain water off.

2



- Stir-fry meat and vegetable, then add spices and rice noodles, cook together for a while.

3



- Mix well before serving.

* For more information, check out our guide on package.

WONTON

Instant noodle with real wonton sheet

The pliable and smooth noodles with wonton sheet inside easily associates to Chinese cuisine. It will bring you a unique and unforgettable experience.

SOUP

INSTANT NOODLES WITH REAL WONTON SHEET

Shelf life: 18 months

30bags/case



SHRIMP FLAVOUR
NetWeight: 90gram (3.2 oz)



SEAFOOD FLAVOUR
NetWeight: 91gram (3.2 oz)



CHICKEN FLAVOUR
NetWeight: 92gram (3.2 oz)

DIRECTION:

1



- Put noodles, soup powder, oil and vegetable into a bowl.

2



- Pour about 400ml of boiling water, cover and wait for 3 minutes.

3



- Stir well before serving.



SHRIMP FLAVOUR
NetWeight:
75gram (2.6 oz)



CHICKEN FLAVOUR
NetWeight:
75gram (2.6 oz)

DIRECTION:

1



- Put noodles, soup powder, oil and vegetable into a bowl.

2



- Pour about 400ml of boiling water, cover and wait for 3 minutes.

3



- Stir well before serving.

MISUP

Chewy, smooth noodles fibers merging with fantastic soup. Misup will wake up 5 senses of your meal.

SOUP

INSTANT NOODLES BAG

Shelf life: 18 months

40bags/case



SHRIMP FLAVOUR

NetWeight: 60gram (2.1 oz)



VEGETABLE FLAVOUR

NetWeight: 61gram (2.2 oz)



BEEF FLAVOUR

NetWeight: 60gram (2.1 oz)



PORK FLAVOUR

**NetWeight:
61gram (2.2 oz)**

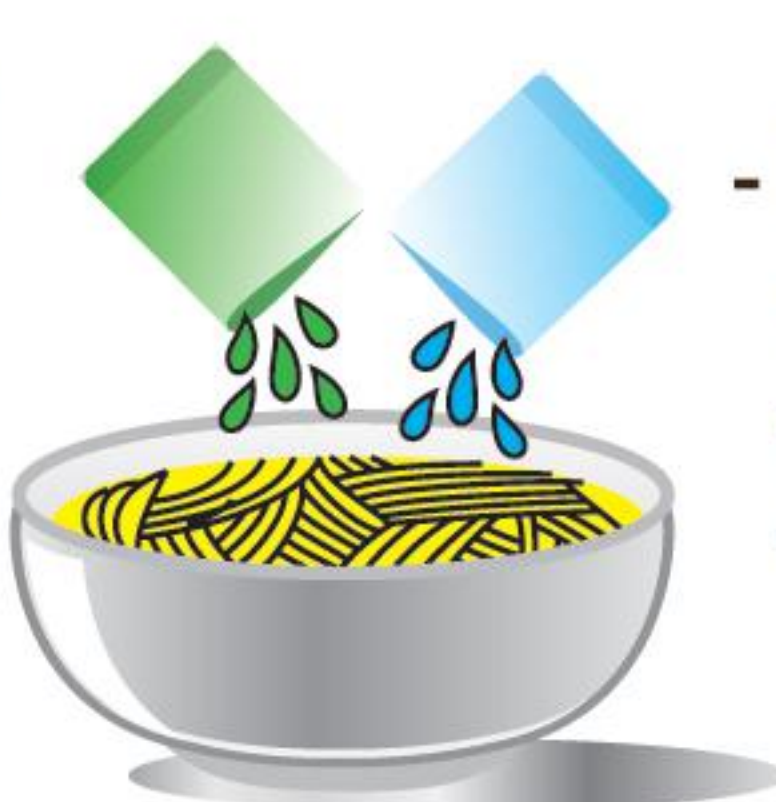


CHICKEN FLAVOUR

**NetWeight:
60gram (2.1 oz)**

DIRECTION:

1



- Put noodles, soup powder and oil into a bowl.

2



- Pour 400ml of boiling water and cover the bowl for 3 minutes.

3



- Mix well before serving.

Good

Transparent, dehydrated strands made from starch with added mung bean. Convenient & easy to cook with instant Vermicelli. For more taste to cook with broth or stir fried with other ingredients.

SOUP

INSTANT VERMICELLI

INSTANT VERMICELLI

Shelf life: 18 months

48 bags/case



SPARERIBS FLAVOUR
NetWeight: 56gram (2.0 oz)



TOM YUM KUNG FLAVOUR
NetWeight: 62gram (2.2 oz)



MINCED PORK FLAVOUR
NetWeight: 57gram (2.0 oz)



CHICKEN FLAVOUR
NetWeight: 57gram (2.0 oz)

DIRECTION:



1 - Put vermicelli and all contents of sachets into a bowl.



2 - Pour boiling water (400ml) and cover the bowl for 3 minutes.



3 - Mix well before serving.

DRIED VERMICELLI

Shelf life: 24 months

24 blocks/case



DRIED VERMICELLI
NetWeight: 210gram (7.4 oz)

DIRECTION 1



- Put vermicelli nest into boiling chicken/ pork/ beef/ vegetable broth.
- Cook for 2 minutes and serving.

DIRECTION 2



- Put vermicelli nest into boiling water for 2 minutes. Drain the vermicelli off.
- Stir-fry the vermicelli with shrimp, crab, meat, vegetable condiments.

MÌ KIM CHI

Touch fibers merging perfectly with charming KimChi soup creates a great choice for Korean cuisine lovers.

SOUP

INSTANT NOODLES KOREAN CUISINE

Shelf life: 18 months

30bags/case



PORK FLAVOUR
NetWeight: 75gram (2.6 oz)



SHRIMP FLAVOUR
NetWeight: 75gram (2.6 oz)



VEGETABLE FLAVOUR
NetWeight: 75gram (2.6 oz)



BEEF FLAVOUR
NetWeight: 75gram (2.6 oz)




CHICKEN FLAVOUR
NetWeight: 75gram (2.6 oz)



SEAFOOD FLAVOUR
NetWeight: 75gram (2.6 oz)

DIRECTION:

1



- Put noodles, soup powder and oil into a bowl.

2



- Pour 400ml of boiling water and cover the bowl for 3 minutes.

3



- Mix well before serving.

MÌ LẨU THÁI

A perfect combination of hot & sour taste based on the balance of sour from tamarind, spicy and sweet. Light cooking and enjoy after 3 minutes.

SOUP

INSTANT NOODLES HOTPOT THAI TASTE

Shelf life: 18 months

30bags/case



TOMYUM SHRIMP FLAVOUR
NetWeight: 83gram (2.9 oz)



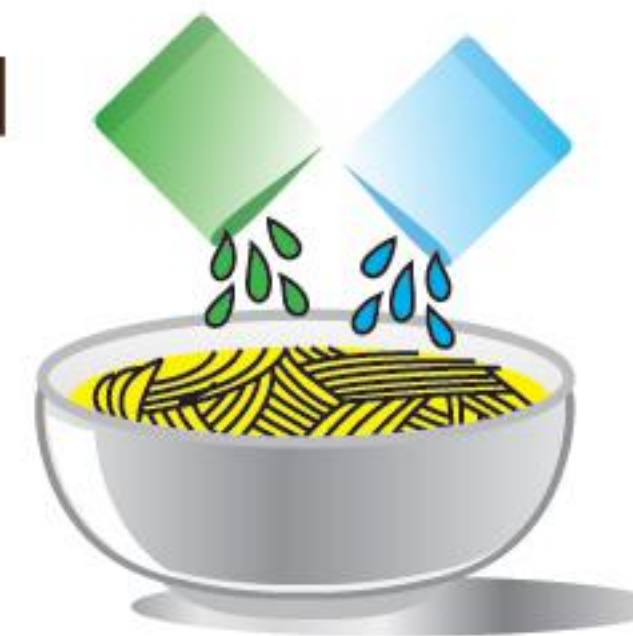
CHICKEN FLAVOUR
NetWeight: 78gram (2.8 oz)



SEAFOOD FLAVOUR
NetWeight: 81gram (2.9 oz)

DIRECTION:

1



- Put noodles, soup powder and oil into a bowl.

2



- Pour 400ml of boiling water and cover the bowl for 3 minutes.

3



- Mix well before serving.

Shelf life: 18 months

12cups/case



HOT & SOUR SHRIMP FLAVOUR
NetWeight: 67gram (2.4 oz)

1



- Open lid to the arrow line, put all contents of seasoning sachets into cup

2



- Pour boiling water up to the indicated, close the lid and wait for 3 minutes.

3



- Mix well before serving.



Head office:

ACECOOK VIETNAM JOINT STOCK COMPANY
LOT II-3, ROAD NO.11, INDUSTRIAL GROUP II,
TAN BINH INDUSTRIAL PARK, TAY THANH WARD,
TAN PHU DISTRICT, HO CHI MINH CITY, VIETNAM
TEL: (84-28) 38 154 064 - FAX: (84-28) 38 154 067
Email: info@acecookvietnam.com
Website: <http://www.acecookvietnam.vn>

LOCATION

-  Osaka, Japan
-  Ho Chi Minh, Vietnam
-  Yangon, Myanmar